
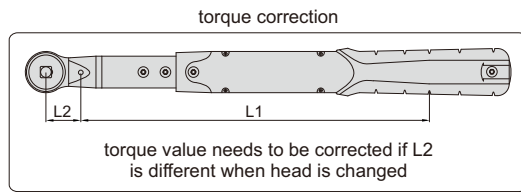


Continued from previous page



**STANDARD DELIVERY**

|                      |      |
|----------------------|------|
| <b>Torque wrench</b> | 1 pc |
| <b>Ratchet head</b>  | 1 pc |

**OPTIONAL ACCESSORY**

|                             |                    |
|-----------------------------|--------------------|
| <b>Calibration cable</b>    | <b>IST-W-CABLE</b> |
| <b>Interchangeable head</b> | refer to details   |

**RATCHET HEAD (INCLUDED) SPECIFICATION**

| Code of torque wrench    | IST-2W30A | IST-2W135A | IST-2W200A | IST-2W340A | IST-2W410A |
|--------------------------|-----------|------------|------------|------------|------------|
| <b>Square driver (D)</b> | 1/4"      | 3/8"       | 1/2"       | 1/2"       | 3/4"       |
| <b>Length (L2)</b>       | 29mm      | 29mm       | 40mm       | 40mm       | 40mm       |



**RATCHET HEAD (optional)**

| Code      | Square driver (D) | Applicable wrenches                    |
|-----------|-------------------|--|
| IST-2W-R1 | 1/4"              | IST-2W30A                              |
| IST-2W-R2 | 3/8"              | IST-2W135A                             |
| IST-2W-R3 | 1/2"              | IST-2W135A                             |
| IST-2W-R4 | 1/2"              | IST-2W200A<br>IST-2W340A<br>IST-2W410A |

**ADJUSTABLE SPANNER HEAD (optional)**

| Code      | Open size | Applicable wrenches        |
|-----------|-----------|----------------------------|
| IST-2W-A1 | 5~27mm    | IST-2W135A                 |
| IST-2W-A2 | 5-30mm    | IST-2W-200A<br>IST-2W-410A |
| IST-2W-A3 | 10-41mm   | IST-2W-340A<br>IST-2W-410A |



**OPEN END HEAD (optional)**

| Code        | Open size | Applicable wrenches     |
|-------------|-----------|-------------------------|
| IST-2W-K7   | 7mm       | IST-2W30A<br>IST-2W135A |
| IST-2W-K8   | 8mm       |                         |
| IST-2W-K9   | 9mm       |                         |
| IST-2W-K10  | 10mm      |                         |
| IST-2W-K11  | 11mm      |                         |
| IST-2W-K12  | 12mm      |                         |
| IST-2W-K13  | 13mm      |                         |
| IST-2W-K14  | 14mm      |                         |
| IST-2W-K15  | 15mm      |                         |
| IST-2W-K16  | 16mm      |                         |
| IST-2W-K17  | 17mm      |                         |
| IST-2W-K18  | 18mm      |                         |
| IST-2W-K19  | 19mm      |                         |
| IST-2W-K13A | 13mm      |                         |
| IST-2W-K14A | 14mm      |                         |
| IST-2W-K15A | 15mm      |                         |
| IST-2W-K16A | 16mm      |                         |
| IST-2W-K17A | 17mm      |                         |
| IST-2W-K18A | 18mm      |                         |
| IST-2W-K19A | 19mm      |                         |
| IST-2W-K21A | 21mm      |                         |
| IST-2W-K22A | 22mm      |                         |
| IST-2W-K24A | 24mm      |                         |
| IST-2W-K27A | 27mm      |                         |

**BOX END HEAD (optional)**

| Code        | Open size | Applicable wrenches     |
|-------------|-----------|-------------------------|
| IST-2W-M7   | 7mm       | IST-2W30A<br>IST-2W135A |
| IST-2W-M8   | 8mm       |                         |
| IST-2W-M10  | 10mm      |                         |
| IST-2W-M11  | 11mm      |                         |
| IST-2W-M12  | 12mm      |                         |
| IST-2W-M13  | 13mm      |                         |
| IST-2W-M14  | 14mm      |                         |
| IST-2W-M15  | 15mm      |                         |
| IST-2W-M16  | 16mm      |                         |
| IST-2W-M17  | 17mm      |                         |
| IST-2W-M18  | 18mm      |                         |
| IST-2W-M19  | 19mm      |                         |
| IST-2W-M21  | 21mm      |                         |
| IST-2W-M22  | 22mm      |                         |
| IST-2W-M13A | 13mm      |                         |
| IST-2W-M14A | 14mm      |                         |
| IST-2W-M15A | 15mm      |                         |
| IST-2W-M16A | 16mm      |                         |
| IST-2W-M17A | 17mm      |                         |
| IST-2W-M18A | 18mm      |                         |
| IST-2W-M19A | 19mm      |                         |
| IST-2W-M21A | 21mm      |                         |

# INTERCHANGEABLE HEAD TORQUE WRENCHES

ATTENTION: CLOCKWISE OPERATION ONLY



IST-11WM200

- According to DIN ISO 6789, ASME B107.300
- All-metal construction, sturdy and durable

## SPECIFICATION

| Code         | Range (clockwise) | Accuracy                     | Graduation | Socket size (A×B) | Length | Weight |
|--------------|-------------------|------------------------------|------------|-------------------|--------|--------|
| IST-11WM12   | 2.5~12N.m         | ±6% (<10N.m)<br>±4% (≥10N.m) | 0.05N.m    | 12×9mm            | 284mm  | 580g   |
| IST-11WM30   | 6.0~30N.m         | ±6% (<10N.m)<br>±4% (≥10N.m) | 0.1N.m     | 12×9mm            | 303mm  | 720g   |
| IST-11WM60   | 10~60N.m          | ±4%                          | 0.5N.m     | 12×9mm            | 372mm  | 860g   |
| IST-11WM125  | 25~125N.m         | ±4%                          | 0.5N.m     | 12×9mm            | 427mm  | 940g   |
| IST-11WM200  | 40~200N.m         | ±4%                          | 1N.m       | 18×14mm           | 460mm  | 1060g  |
| IST-11WM335  | 65~335N.m         | ±4%                          | 1N.m       | 18×14mm           | 520mm  | 1200g  |
| IST-11WM500  | 100~500N.m        | ±4%                          | 2.5N.m     | 32×24mm           | 855mm  | 5000g  |
| IST-11WM800  | 160~800N.m        | ±4%                          | 4N.m       | 32×24mm           | 1055mm | 5900g  |
| IST-11WM1000 | 200~1000N.m       | ±4%                          | 5N.m       | 32×24mm           | 1055mm | 5900g  |
| IST-11WM1500 | 300~1500N.m       | ±4%                          | 5N.m       | 36×27mm           | 1249mm | 9000g  |
| IST-11WM2000 | 400~2000N.m       | ±4%                          | 10N.m      | 36×27mm           | 1249mm | 9000g  |
| IST-11WM3000 | 600~3000N.m       | ±4%                          | 15N.m      | 36×27mm           | 1249mm | 10300g |

## RATCHET HEAD (optional)

| Code         | Square driver | Applicable wrenches                                   |
|--------------|---------------|---|
| IST-11WM-R1  | 1/4"          | IST-11WM12<br>IST-11WM30                              |
| IST-11WM-R2  | 3/8"          | IST-11WM12<br>IST-11WM30<br>IST-11WM60<br>IST-11WM125 |
| IST-11WM-R3  | 1/2"          | IST-11WM200<br>IST-11WM335                            |
| IST-11WM-R4* | 3/4"          | IST-11WM200<br>IST-11WM335                            |
| IST-11WM-R5  | 3/4"          | IST-11WM500<br>IST-11WM800<br>IST-11WM1000            |
| IST-11WM-R6  | 1"            | IST-11WM1500<br>IST-11WM2000<br>IST-11WM3000          |



To be continued

Continued from previous page



**OPEN END HEAD (optional)**

| Code           | Open size | Applicable wrenches                                   |
|----------------|-----------|---|
| IST-11WM-K8    | 8mm       | IST-11WM12<br>IST-11WM30<br>IST-11WM60<br>IST-11WM125 |
| IST-11WM-K10   | 10mm      |   |
| IST-11WM-K13   | 13mm      |   |
| IST-11WM-K14   | 14mm      |   |
| IST-11WM-K15   | 15mm      |   |
| IST-11WM-K17   | 17mm      |   |
| IST-11WM-K19*  | 19mm      |   |
| IST-11WM-K13A  | 13mm      | IST-11WM200<br>IST-11WM335                            |
| IST-11WM-K14A  | 14mm      |   |
| IST-11WM-K15A  | 15mm      |   |
| IST-11WM-K17A  | 17mm      |   |
| IST-11WM-K19A  | 19mm      |   |
| IST-11WM-K22A  | 22mm      |   |
| IST-11WM-K24A  | 24mm      |   |
| IST-11WM-K27A* | 27mm      |   |
| IST-11WM-K30A* | 30mm      |   |
| IST-11WM-K32A* | 32mm      |   |
| IST-11WM-K22B  | 22mm      | IST-11WM500<br>IST-11WM800<br>IST-11WM1000            |
| IST-11WM-K24B  | 24mm      |   |
| IST-11WM-K27B  | 27mm      |   |
| IST-11WM-K28B  | 28mm      |   |
| IST-11WM-K30B  | 30mm      |   |
| IST-11WM-K32B  | 32mm      |   |
| IST-11WM-K33B* | 33mm      |   |
| IST-11WM-K36B* | 36mm      |   |
| IST-11WM-K38B* | 38mm      |   |
| IST-11WM-K40B* | 40mm      |   |
| IST-11WM-K30C  | 30mm      | IST-11WM1500<br>IST-11WM2000<br>IST-11WM3000          |
| IST-11WM-K32C  | 32mm      |   |
| IST-11WM-K34C  | 34mm      |   |
| IST-11WM-K36C  | 36mm      |   |
| IST-11WM-K38C  | 38mm      |   |
| IST-11WM-K41C  | 41mm      |   |
| IST-11WM-K45C  | 45mm      |   |
| IST-11WM-K50C* | 50mm      |   |
| IST-11WM-K55C* | 55mm      |   |
| IST-11WM-K60C* | 60mm      |   |

**BOX END HEAD (optional)**


| Code           | Open size | Applicable wrenches                                   |
|----------------|-----------|---|
| IST-11WM-M8    | 8mm       | IST-11WM12<br>IST-11WM30<br>IST-11WM60<br>IST-11WM125 |
| IST-11WM-M10   | 10mm      |   |
| IST-11WM-M13   | 13mm      |   |
| IST-11WM-M14   | 14mm      |   |
| IST-11WM-M15   | 15mm      |   |
| IST-11WM-M17   | 17mm      |   |
| IST-11WM-M19   | 19mm      |   |
| IST-11WM-M13A  | 13mm      | IST-11WM200<br>IST-11WM335                            |
| IST-11WM-M14A  | 14mm      |   |
| IST-11WM-M15A  | 15mm      |   |
| IST-11WM-M17A  | 17mm      |   |
| IST-11WM-M19A  | 19mm      |   |
| IST-11WM-M22A  | 22mm      |   |
| IST-11WM-M24A  | 24mm      |   |
| IST-11WM-M27A  | 27mm      |   |
| IST-11WM-M30A  | 30mm      |   |
| IST-11WM-M32A  | 32mm      |   |
| IST-11WM-M22B  | 22mm      | IST-11WM500<br>IST-11WM800<br>IST-11WM1000            |
| IST-11WM-M24B  | 24mm      |   |
| IST-11WM-M27B  | 27mm      |   |
| IST-11WM-M28B  | 28mm      |   |
| IST-11WM-M30B  | 30mm      |   |
| IST-11WM-M32B  | 32mm      |   |
| IST-11WM-M33B  | 33mm      |   |
| IST-11WM-M36B* | 36mm      |   |
| IST-11WM-M38B* | 38mm      |   |
| IST-11WM-M40B  | 40mm      |   |
| IST-11WM-M30C  | 30mm      | IST-11WM1500<br>IST-11WM2000<br>IST-11WM3000          |
| IST-11WM-M32C  | 32mm      |   |
| IST-11WM-M34C  | 34mm      |   |
| IST-11WM-M36C  | 36mm      |   |
| IST-11WM-M38C  | 38mm      |   |
| IST-11WM-M41C  | 41mm      |   |
| IST-11WM-M45C  | 45mm      |   |
| IST-11WM-M50C  | 50mm      |   |
| IST-11WM-M55C* | 55mm      |   |
| IST-11WM-M60C* | 60mm      |   |

\*Torque value needs to be corrected with those heads

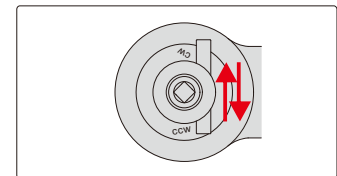
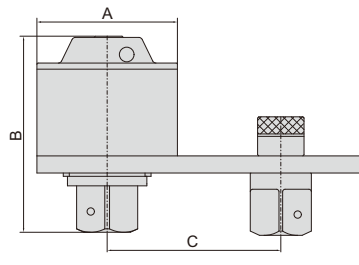
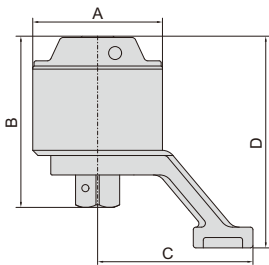
## TORQUE MULTIPLIERS



IST-TM2000



IST-TM3500P



Input to output accuracy:  $\pm 5\%$



after tightening, toggle the anti-bounce reversing dowel, turn the wrench in the anticlockwise direction, then remove the wrench from torque multiplier

### Z TYPE (BEVEL TYPE) TORQUE MULTIPLIER

| Code        | Capacity | Torque ratio | Square socket | Square driver | Dimension (A×B×C×D) | For bolt | For nut | Weight |
|-------------|----------|--------------|---------------|---------------|---------------------|----------|---------|--------|
| IST-TM1000  | 1000N.m  | 1:4          | 1/2"          | 1"            | 82x98.5x97x122.4mm  | M20~30   | S30~46  | 2.1kg  |
| IST-TM2000  | 2000N.m  | 1:13         | 1/2"          | 1"            | 82x120x105x147mm    | M22~35   | S32~55  | 3.15kg |
| IST-TM3500  | 3500N.m  | 1:16         | 1/2"          | 1"            | 98x131x120x163mm    | M30~45   | S46~70  | 4.9kg  |
| IST-TM5500  | 5500N.m  | 1:20.5       | 1/2"          | 1 1/2"        | 115x163.5x137x199mm | M38~52   | S55~80  | 8.1kg  |
| IST-TM7500  | 7500N.m  | 1:23         | 1/2"          | 1 1/2"        | 127x173x146x215mm   | M42~60   | S65~90  | 10.6kg |
| IST-TM10000 | 10000N.m | 1:28         | 1/2"          | 1 1/2"        | 141x170x164x238mm   | M52~72   | S80~105 | 14kg   |

### L TYPE (PLATE TYPE) TORQUE MULTIPLIER

| Code         | Capacity | Torque ratio | Square socket | Square driver | Dimension (A×B×C)          | For bolt | For nut  | Weight |
|--------------|----------|--------------|---------------|---------------|----------------------------|----------|----------|--------|
| IST-TM1000P  | 1000N.m  | 1:4          | 1/2"          | 1"            | 82x91x (76.7~127.3)mm      | M20~30   | S30~46   | 2.4kg  |
| IST-TM2000P  | 2000N.m  | 1:13         | 1/2"          | 1"            | 82x120x (92.7~129.3)mm     | M22~35   | S32~55   | 3.5kg  |
| IST-TM3500P  | 3500N.m  | 1:16         | 1/2"          | 1"            | 98x128x (102.7~145.3)mm    | M30~45   | S46~70   | 5.0kg  |
| IST-TM5500P  | 5500N.m  | 1:20.5       | 1/2"          | 1 1/2"        | 115x157x (134.05~165.95)mm | M38~52   | S55~80   | 8.7kg  |
| IST-TM7500P  | 7500N.m  | 1:23         | 1/2"          | 1 1/2"        | 127x168x (139.05~190.95)mm | M42~60   | S65~90   | 11.7kg |
| IST-TM10000P | 10000N.m | 1:28         | 1/2"          | 1 1/2"        | 141x186x (144.05~215.95)mm | M52~72   | S80~105  | 15.2kg |
| IST-TM15000P | 15000N.m | 1:50         | 3/4"          | 2 1/2"        | 156x246x (155.25~244.75)mm | M60~85   | S80~120  | 24.1kg |
| IST-TM20000P | 20000N.m | 1:76         | 3/4"          | 2 1/2"        | 170x264x (163.75~276.25)mm | M72~100  | S105~145 | 27.8kg |